



EXHIBITS: JANUARY 21-23, 2025
EDUCATION: JANUARY 20-23
LAS VEGAS CONVENTION CENTER


ONLINE LISTING

A STEP-BY-STEP GUIDE TO MAKING THE MOST OF YOUR BOOTH PROFILE




STEP 1 Login to your exhibitor dashboard. If you do not have your login information, contact your account executive or email contactus@worldofconcrete.com.

STEP 2 Update your exhibitor profile. Once up-to-date, click the Approve Data button to publish.


 **Exhibitor Profile**
 Edit company information & select product categories

- . Update Company Information. These items publish on your product showcase page.
- . Make sure all the company contacts are updated so we can contact you appropriately.
- . Ensure your product categories are accurate for your company's product(s). This is crucial in ensuring attendees can find you when they are searching for your product categories.
- . Provide special offers if you have those offerings.

STEP 3* Update your advertising content. This includes your logo, products, and collateral.

 **Upload Advertising Content**
 Click here to upload your logo, collateral & product showcase

- . Upload your logo. Your logo will be scaled automatically to fit size requirements, it must be a minimum of 100 pixels tall. Make sure you crop around your logo image tightly on all sides before sizing to ensure maximum height and/or width.

 **Upload Company Logo & Showcase**
 Upload company logo, pictures, text & more

- . Add your products to your product showcase. When sizing your product images, make sure all files are sized to 2400 pixels wide by 1800 pixels tall. If image is a vertical image, it looks best to center that image in the 2400 x 1800 pixel size so the images appear consistent online.

Show Feature Management

Feature Type:

Feature Title:

Feature Text: (Max 400 words or 3,000 characters, whichever is met first)


Format:

Stone mosaic is one of the high-end products in mosaic. The natural texture of various natural stones is rich and changeable. After cutting and laying by mosaic production process, it is made into artwork and used for indoor and outdoor wall and floor decoration.

Current Image File: No file chosen

*Is this Product Specific?

- . When adding products, select Image w/Text, enter the product title, enter the product description, and then add your already sized product image, then select "yes" for product specific.

 **Upload Exhibitor Collateral**
 Upload collateral for your online listing

- . The number of products in your Product Showcase are based on the level of package you have selected for your online profile. See the next page for package options. Basic comes with your exhibit space package. We recommend upgrading to the Smart Business or Maximum Exposure package to add more products and have lead generation turned on.

- . If your package contains collateral upload, continue to add those under the Advertising

*Only available for Smart Business & Maximum Exposure Package

STEP 4 Share Your Product Showcase online and on social.



Share Your Show Presence

Click here to generate a link to your listing and online booth

Use the link(s) below to share your booth location(s) with attendees:

Copy link below For Booth O30800

https://ge24woc.mapyourshow.com/8_0/floorplan/?hallID=B&selectedBooth=O30800&shareguid=28EAD1E7-EC5E-8B43-A3EADC25B7835A07

Copy

Share on Facebook
 Share on Twitter
 Share on LinkedIn

Use the link below to share your online showroom:

Copy link below

https://ge24woc.mapyourshow.com/8_0/exhibitor_details.cfm?exhid=427239&shareguid=28EAD1EC-9696-73D8-E05E974258F3DC55

Copy

Share on Facebook
 Share on Twitter
 Share on LinkedIn

Once you have your Product Showcase up-to-date, click the Share Your Show Presence button from your dashboard. From here, you can copy your Product Showcase by copying the online showroom link. You can also share directly onto your social media from your dashboard.



ENHANCED LISTINGS GET YOU MORE TRAFFIC ON THE ONLINE EXHIBITOR DIRECTORY AND FLOOR PLAN.

BASIC \$500 MANDATORY THE BASIC WILL AUTOMATICALLY BE ADDED TO YOUR INVOICE AND INCLUDES ONE (1) LEAD RETRIEVAL LICENSE APP ON YOUR SMARTPHONE/TABLET (ANDROID, IOS).	BEST VALUE! SMART BUSINESS \$1,000 (INCLUDES ONE (1) LEAD RETRIEVAL LICENSE APP ON YOUR SMARTPHONE/TABLET (ANDROID, IOS))	MAXIMUM EXPOSURE \$1,300 (INCLUDES ONE (1) LEAD RETRIEVAL LICENSE APP ON YOUR SMARTPHONE/TABLET (ANDROID, IOS))
---	--	--

BASIC PLUS* \$1,250	SMART BUSINESS PLUS \$1,700	MAXIMUM EXPOSURE PLUS* \$1,900
-------------------------------	---------------------------------------	--

EXHIBITOR DIRECTORY



ATTENDEES USE THE EXHIBITOR DIRECTORY TO PLAN THEIR VISIT TO THE WOC AND SHORT-LIST THE EXHIBITORS THEY PLAN TO SEE.

	BASIC PLUS*	SMART BUSINESS PLUS	MAXIMUM EXPOSURE PLUS*
Access to Online Leads		✓	✓
Booth Number	✓	✓	✓
Collateral & Documents Including: Press Releases, Whitepapers, Case Studies		(5)	(10)
Company Address	✓	✓	✓
Company Logo		✓	✓
Company Name	✓	✓	✓
Company Phone	✓	✓	✓
Company Profile	✓	✓	✓
Corner Peel Image on your online booth			✓
Hyperlink to website	✓	✓	✓
Priority Placement at top of all online searches / Inclusion on the Featured Exhibitor Search		✓	✓
Press Releases		✓	✓
Product Categories	(25)	(25)	(25)
Product Images & Descriptions		(8)	(12)
Show Specials		(2)	(5)
Social Media Links	✓	✓	✓
Trademark Brands		(5)	(10)
Video Panels		(2)	(5)
Virtual Business Cards		(8)	(15)
WOC Mobile App	✓	✓	✓